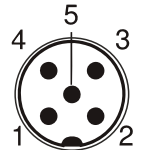


GEST300 MEGA-RING *Blue Line*

300 mm Convergent Lighting
on the target

Internal
Controller with
4 driving modes

Led Status	Internal controller with 4 driving modes
1	100% Continuous use
2	200% Semi-continuous use
3	400% Strobe use
4	10-100% Analog Reg



M12 5P Male Connector	
Pin 1	+24V
Pin 2	Start NPN < 1 to 0V
Pin 3	GND
Pin 4	Start PNP > 3 to 24V
Pin 5	1-10V Analog Reg.

24
Vdc

UK
CA

CE
RoHS

Base
IP65
Protection Degree

Variant
IP67
Protection Degree

Develop
your custom
solution

18
Standard
Colours

Optional
Polarizing
Filter

Illuminator Features :

- Project achieved by internal resources and Genesi skills;
- Fast & modular controller which allows to have the following modes: PNP NPN, Analog Regulation, Strobe and Semi-Continuous Use;
- Microcontroller to monitor the pulse duration and the maximum temperature;
- Model with Huge Lenses; 10°, 30°, 60° or 90°;
- Powerful and Fast strobe mode with energy buffering and strobe duration control, Min. pulse from 3 μs;
- Convergent lighting on the target tailored according to your needs.

COLOUR	WHITE		UV-A				VISIBLE				NIR			SWIR				
	White 6000K	White 4000K	UV 365nm	UV 385nm	UV 395nm	UV 405nm	Blue 450nm	Green 524nm	Red 625nm	Deep Red 660nm	IR 730nm	IR 850nm	IR 950nm	SWIR 1050nm	SWIR 1200nm	SWIR 1300nm	SWIR 1450nm	SWIR 1550nm
Colour CODE	-6K	-4K	-365	-385	-395	-405	-450	-524	-625	-660	-730	-850	-950	-1050	-1200	-1300	-1450	-1550
Continuous use power	30W		20W				30W				25W	30W		20W				
Semi-continuous use power	60W		35W				60W				50W	60W		30W				
Strobe use power	150W		60W				150W				120W	150W		50W				

Design & Production
Made in Italy



Genesi LUX®

GENESI ELETTRONICA SRL - VIA BACHELET, 3/A - 41057 SPILAMBERTO (MO) - ITALY
info@genesi-lux.it - TEL. +39 059785566 - www.genesi-elettronica.com
 ©All Rights Reserved GENESI ELETTRONICA - GEST300 MEGA-RING



Organization with a
certified ISO 9001:2015
Quality Management System

Rev. 03/25

GEST300 Part Number

Ex. Code : **GEST300** - **YYY** - **WW1** - **WW2** - **WW3**

-YYY	Led Colour		EN 62471	
-6K	Base 6000K Cold White	White	RISK1	-L10
-4K	4000K Natural White			RISK2
-365	UV 365 nm	UV - A	RISK3	
-385	UV 385 nm			
-395	UV 395 nm			
-405	UV 405 nm			
-450	450 nm Royal Blue			
-524	524 nm Green	Visible	RISK1	
-625	625 nm Red			
-660	660 nm Deep Red			
-730	730 nm IR	Nir	RISK2	
-850	850 nm IR			
-950	950 nm IR			
-1050	1050 nm SWIR	Swir	RISK2	
-1200	1200 nm SWIR			
-1300	1300 nm SWIR			
-1450	1450 nm SWIR			
-1550	1550 nm SWIR			
-YYY	Colours on demand			

-WW1	Cover variants
-T	Base Trasparent cover (90°)
-L10	10° Lens + Transparent Cover
-L30	30° Lens + Transparent Cover
-L60	60° Lens + Transparent Cover
-45T	45° Lens + Transparent Cover

-WW2	Angle Inclination
-A10	10° inclination angle
-A25	25° inclination angle
-A50	50° inclination angle
-AX	Customizable inclination

-WW2	IP
	Base IP 65
IP 67	IP 67 casing 8 mm Transparent Plexiglass + gaskets + screws

-WW2	Cables
	20 cm cable + M12 5P M
-WW2	Supply connection on demand

Optional wavelenghts and lens available on request

Part Number Examples:

Attention! In order to define the correct code, it's necessarily to know the working distance and the diameter of the targer to be illuminated

GEST300-6K-L10-A10

Mega-Ring light 4 Driving Modes 300 mm White 6000K 10° Lens transparent cover 4500/22500Lm 10° Inclination angle 1,25/6,25A 30/150W 20cm cable M12 M 5P

GEST300-6K-L30-A50


Mega-Ring light 4 Driving Modes 300 mm White 6000K 30° Lens transparent cover 4500/22500Lm 50° Inclination angle 1,25/6,25A 30/150W 20cm cable M12 M 5P

GEST300-625-45T-A10

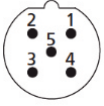
Mega-Ring light 4 Driving Modes 300 mm RED 625nm 10° Lens transparent cover Inclination angle 25° 1,25/6,25A 30/150W 20cm cable M12 M 5P

OPERATING MODE

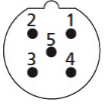
100% CONTINUOUS USE

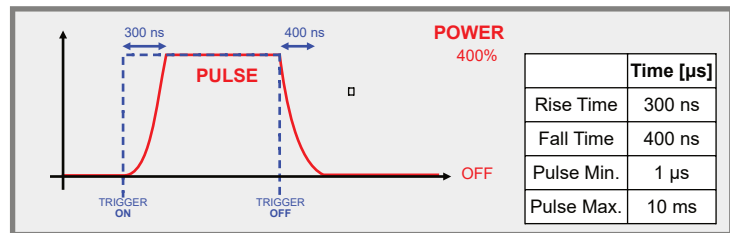
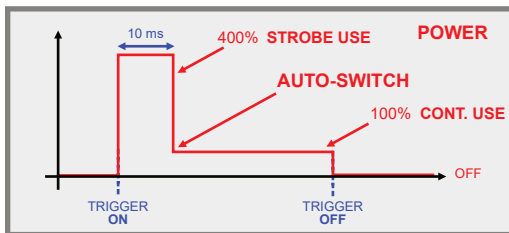
Connector	PINS	Function	Description
M12 Male 	1	+24 V	A) START NPN → PIN2: 0 to 1 V; B) START PNP → PIN4: 3 to 24 V; For the continuous use: it is possible to connect PIN4 directly to +24 V or PIN2 to GND.
	2	A) Start NPN: 0-1 V	
	3	GND	
	4	B) Start PNP: 3-24 V	
	5	-	

200% SEMI-CONTINUOUS USE


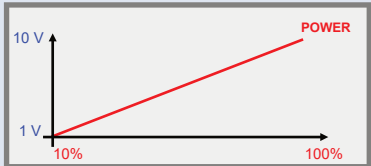
Connector	PINS	Function	Description
M12 Male 	1	+24 V	Precondition: PIN5: 24 V A) START NPN → PIN2: 0 to 1 V; B) START PNP → PIN4: 3 to 24 V; In this mode → Ton_{max} = 60 s - Dt_{max} = 50% For the semi-continuous use: it is possible to connect PIN4 directly to +24 V or PIN2 to GND. To use it in continuous mode with DT _{max} from 51% to 100%: it is necessary to use the heat sink or forced ventilation.
	2	A) Start NPN: 0-1 V	
	3	GND	
	4	B) Start PNP: 3-24 V	
	5	+24 V	

400% STROBE USE

Connector	PINS	Function	Description
M12 Male 	1	+24 V	A) START NPN → PIN2: 0 to 1 V; B) START PNP → PIN4: 3 to 24 V; In this mode → Ton_{max} = 10 ms - Dt_{max} = 10% AUTO-SWITCH in continuous use.
	2	A) Start NPN: 0-1 V	
	3	GND	
	4	B) Start PNP: 3-24 V	
	5	-	



ANALOG REGULATION USE 100%

Connector	PINS	Function	Description
M12 Male 	1	+24 V	PIN5 from 1 to 10 V can adjust the power from 10% to 100%. 
	2	-	
	3	GND	
	4	-	
	5	1 V - 10 V	



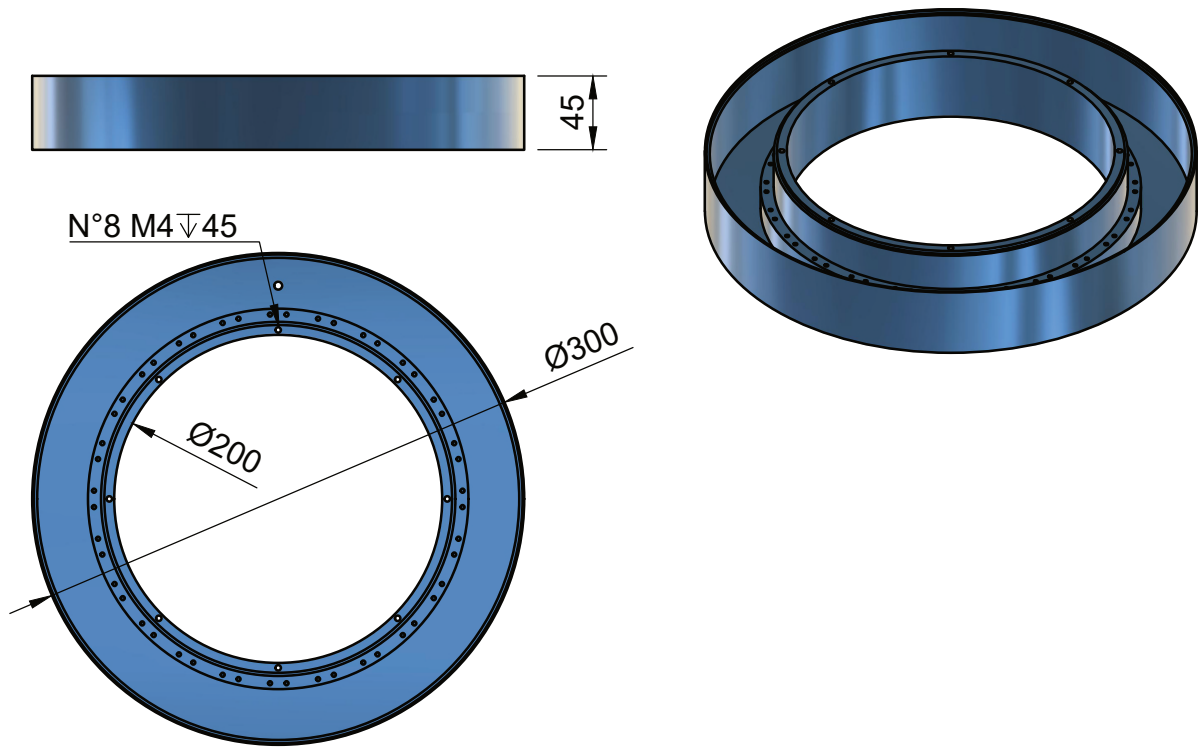
400% STROBE USE POWER can be reached only from WHITE / VISIBLE / NIR LEDS, for other wavelenghts check the power table at page 1.



MicroController temperature protection → at 80°the PCB enables the protection and restores the functioning at T<60°.

MECHANICAL DRAWING

Scale	Unit of measurement
1:4	mm
Weight	
2000 g	



For 3D mechanical drawing requests - info@genesi-lux.it

LIGHT PROJECTION EXAMPLES

GEST300-625-L10-A25	
Led	Red 625 nm
Lens	10°
Angle	25°
Distance	30 cm
Diameter	10 cm

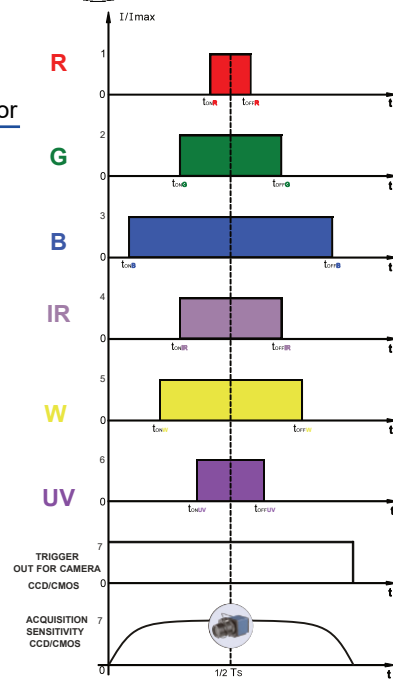
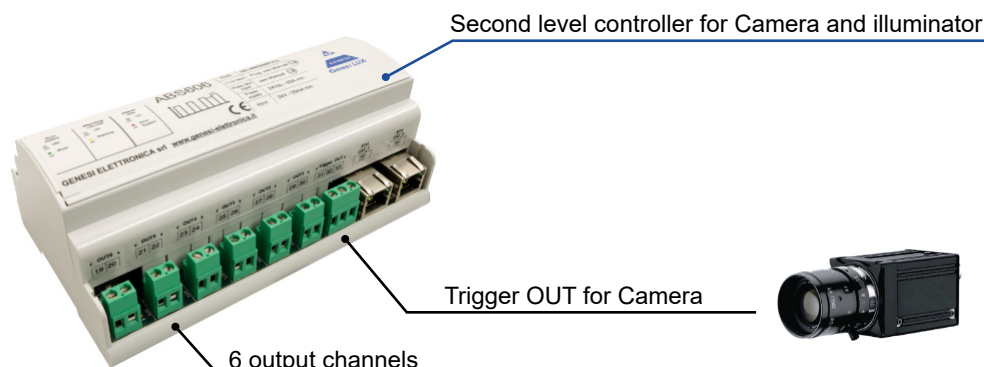
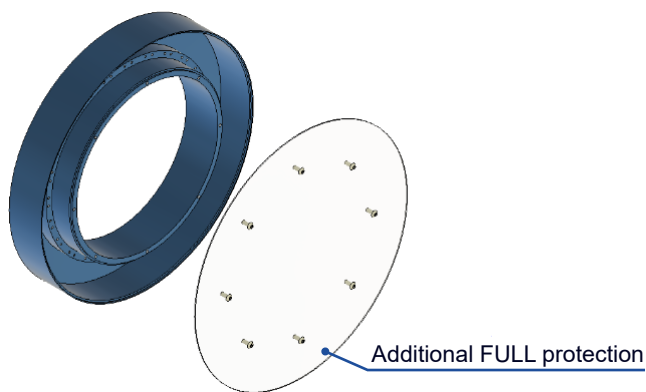
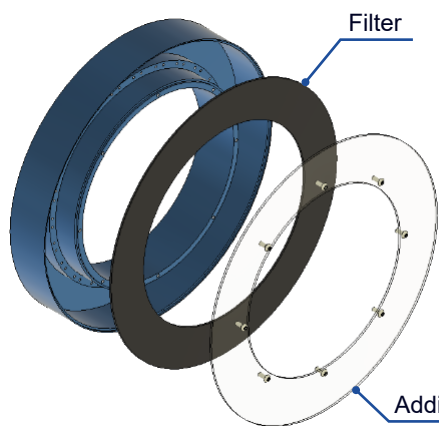
GEST300-6K-L10-A10	
Led	White 6K
Lens	30°
Angle	25°
Distance	30 cm
Diameter	15 cm

GEST300-470-L10-A50	
Led	Blue 470 nm
Lens	10°
Angle	50°
Distance	10 cm
Diameter	5 cm

GEST300-850-L10-A10	
Led	IR 850 nm
Lens	10°
Angle	10°
Distance	100 cm
Diameter	20 cm

ACCESSORIES

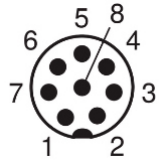
CODE	DESCRIPTION
GEST300-PX2-AP	Additional Protection 2 mm Transparent Plexiglass + screws
GEST300-PX2-UV-AP	Additional Protection 2 mm UV permeable Transparent Plexiglass + screws
GEST300-ST2-AP	Additional Protection 2 mm Satin Plexiglass + screws
GEST300-OP2-AP	Additional Protection 2 mm Opaline Plexiglass + screws
GEST300-PC2-AP	Additional Protection 2 mm Transparent Polycarbonate + screws
GEST300-P-AP	Additional Protection 2 mm Transparent Plexiglass + Polarizing Filter + screws (ONLY STROBE USE)
GEST300-PX2-APF	Additional FULL Protection for Camera and illuminator 2 mm Transparent Plexiglass + screws
GEST300-PX8-AP	IP 67 Additional Protection 8 mm Transparent Plexiglass + gaskets + screws
GE-M12F-5X050-2M	M12 connector female cable 2 meters long
GE-M12F-5X050-5M	M12 connector female cable 5 meters long
GE-M12F-5X050-10M	M12 connector female cable 10 meters long
GE-ABS606E	LED Voltage Control with 6 programmable channels and 10/100 Ethernet. Second level controller for Camera and illuminator.

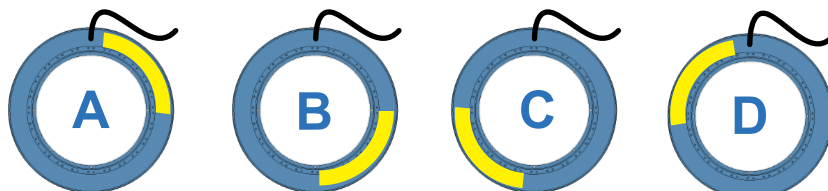


SPECIAL VERSION

PHOTOMETRIC STEREO

CODE: GEST300-YYY-WW1-WW2-PHS

Connector	PINS	Function	Description
	1	OUT error (+24 V)	Illuminator with 4 sectors that can be driven independently. 100% continuous use, 200% semi continuous use, or 400% strobe for every sector.
	2	+24 V	
	3	A) Start PNP: 15-24 V	
	4	B) Start PNP: 15-24 V	
	5	C) Start PNP: 15-24 V	
	6	D) Start PNP: 15-24 V	
	7	GND	
	8	Set +24 V to semi continuous mode (200%)	



Tailor-Made

Connector	PINS	Function	Description
M12 Male	1		
	2		
	3		
	4		
	5		

DEVELOP YOUR CUSTOM PRODUCT WITH OUR R&D TEAM



NEW SOLUTION

DESIGN A NEW ONE

info@genesi-lux.it



SAMPLE

TEST THE PRODUCT

info@genesi-lux.it



DOWNLOAD

TECHNICAL SPECIFICATIONS

www.genesi-elettronica.com







REQUEST

THE PRICE LIST

info@genesi-lux.it

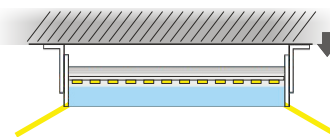
LED WARNING → Meaning:

	Steady green LED	Powered board
	Flashing green LED	Powered board with driven LEDs
	Steady red LED	Error report due to wrong pulse
	Flashing red LED	Error report due to temperature

The indicated IP protection degree is guaranteed only if the product is positioned downward

Base
IP65
Protection Degree

Variant
IP67
Protection Degree



STANDARDS

EMC immunity :	EN 61547:2009	
EMC emission :	EN 55015:2019	
Photobiologic risk :	EN 62471:2008 GLS:	
Assessment of lighting equipment related to human exposure to electromagnetic fields	EN 62493:2015	

WARNING

-Electrical device exclusively for professional use. Installation can be done by qualified personnel only.
-In case of power supply wire damage, its replacement has to be done at the head office exclusively.

Warranty loss in case of inappropriate use and tampering.



Design & Production
Made in Italy



Genesi LUX®

GENESI ELETTRONICA SRL - VIA BACHELET, 3/A - 41057 SPILAMBERTO (MO) - ITALY

info@genesi-lux.it - TEL. +39 059785566 - www.genesi-elettronica.com

©All Rights Reserved GENESI ELETTRONICA - GEST300 MEGA-RING



Organization with a
certified ISO 9001:2015
Quality Management System

Rev. 03/25